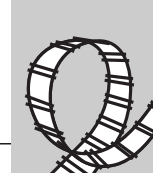


# LYDSPORET

## EVALUERINGSARK

Navn: \_\_\_\_\_

Klasse: \_\_\_\_\_

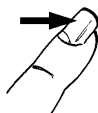



## 1. LYD OG RIM

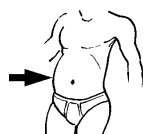
**a.**

Sæt x under de 2 rimord i hver række

9



Skriv 3 rimord til



\_\_\_\_\_

\_\_\_\_\_

\_\_\_\_\_

\_\_\_\_\_

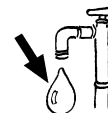
\_\_\_\_\_

\_\_\_\_\_

Dato \_\_\_\_\_

**b.**

Sæt x under de 2 rimord i hver række



Skriv 3 rimord til



\_\_\_\_\_

\_\_\_\_\_

\_\_\_\_\_

\_\_\_\_\_


\_\_\_\_\_

\_\_\_\_\_

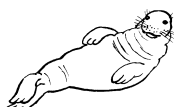
## 2. FORLYD

**a.**

Skriv forlyden



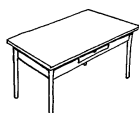
\_\_\_\_\_



\_\_\_\_\_



\_\_\_\_\_



\_\_\_\_\_

Skriv ord, der begynder med

m \_\_\_\_\_

g \_\_\_\_\_

Dato \_\_\_\_\_

**b.**

Skriv to konsonanter i forlyd



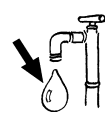
\_\_\_\_\_



\_\_\_\_\_



\_\_\_\_\_

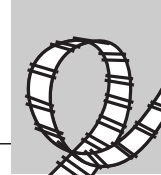


\_\_\_\_\_

Skriv ord, der begynder med

pr \_\_\_\_\_

fl \_\_\_\_\_



### 5. INDLYD

**a.**

Skriv den 2. lyd



\_\_\_\_\_



\_\_\_\_\_



\_\_\_\_\_

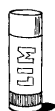


\_\_\_\_\_

Skriv det bogstav, der mangler



n \_ l



l \_ m



k \_ t




p \_ re

**b.**

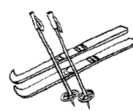
Skriv det 2. bogstav



\_\_\_\_\_



\_\_\_\_\_



\_\_\_\_\_



\_\_\_\_\_

Skriv det bogstav, der mangler



k \_ iv



ø \_ e



gry \_ e



blom \_ t

Dato \_\_\_\_\_

### 6. TÆL LYDE

**a.**

Skriv antal lyde



\_\_\_\_\_



\_\_\_\_\_



\_\_\_\_\_



\_\_\_\_\_



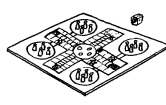
\_\_\_\_\_



\_\_\_\_\_



\_\_\_\_\_



\_\_\_\_\_



\_\_\_\_\_

**b.**

Skriv antal lyde



\_\_\_\_\_



\_\_\_\_\_



\_\_\_\_\_



\_\_\_\_\_



\_\_\_\_\_



\_\_\_\_\_



\_\_\_\_\_

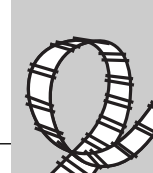


\_\_\_\_\_





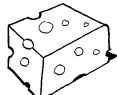







\_\_\_\_\_

Dato \_\_\_\_\_











### 3. LÆG LYD TIL

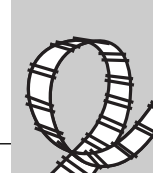
<p><b>a.</b></p> <p>Sæt streg. Skriv ordet</p> <p>m  _____</p> <p>k _____</p> <p>s _____</p> <p>Skriv ordet</p> <p>s+  _____</p> <p>v+  _____</p> <p>t+  _____</p> <p>k+  _____</p>	<p><b>b.</b></p> <p>Sæt streg. Skriv ordet</p> <p>g  _____</p> <p>t _____</p> <p>sk _____</p> <p>Dan nye ord</p> <p>s+  _____</p> <p>k+  _____</p> <p>gr+  _____</p> <p>m+  _____</p>
---	--

Dato \_\_\_\_\_

### 4. UDLYD

<p><b>a.</b></p> <p>Skriv udlyden</p> <p> _____</p> <p> _____</p> <p> _____</p> <p> _____</p> <p>Skriv ord, der ender med</p> <p>r _____</p> <p>y _____</p>	<p><b>b.</b></p> <p>Skriv to konsonanter i udlyd</p> <p> _____</p> <p> _____</p> <p> _____</p> <p> _____</p> <p>Skriv ord, der ender med</p> <p>rt _____</p> <p>sk _____</p>
---	--



Dato \_\_\_\_\_





## 7. FIND LYDEN



**a.**

Hvilken lyd kommer efter?


s i  \_\_\_\_\_ a i  \_\_\_\_\_

å i  \_\_\_\_\_ fi  \_\_\_\_\_

Hvor er s-lyden?

 \_\_\_\_\_  \_\_\_\_\_

Hvor er ø-lyden?

 \_\_\_\_\_  \_\_\_\_\_

Dato \_\_\_\_\_

**b.**

Hvilken lyd kommer efter?



k i  \_\_\_\_\_ i i  \_\_\_\_\_

æ i  \_\_\_\_\_ g i  \_\_\_\_\_

Hvor er r-lyden?

 \_\_\_\_\_  \_\_\_\_\_

Hvor er g-lyden?


 \_\_\_\_\_  \_\_\_\_\_


## 8. TAG LYD VÆK

**a.**

Tag første stavelse væk.


Skriv det nye ord


 ÷ san = \_\_\_\_\_

 ÷ pi = \_\_\_\_\_

Tag første lyd væk.

Skriv det nye ord


 ÷ r = \_\_\_\_\_

 ÷ t = \_\_\_\_\_

**b.**

Tag sidste stavelse væk.

Skriv det nye ord

 ÷ se = \_\_\_\_\_


Tag sidste lyd væk.

Skriv det nye ord

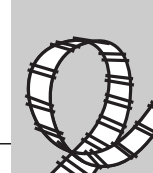
 ÷ m = \_\_\_\_\_

Tag lyd væk inde i ordet.

Skriv det nye ord

 ÷ j = \_\_\_\_\_

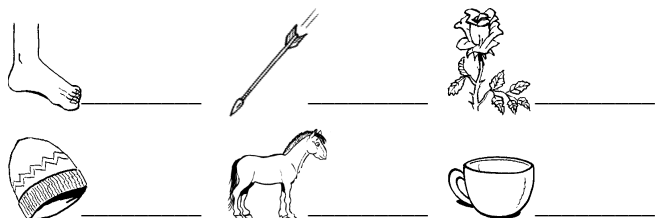
Dato \_\_\_\_\_




## 9. BYT LYD UD

**a.**

Byt forlyden med en ny lyd.  
Skriv det nye ord




Byt 1. vokal ud.  
Skriv det nye ord




Dato \_\_\_\_\_

**b.**

Byt forlyden med en ny lyd.  
Skriv det nye ord




Byt 1. vokal ud.  
Skriv det nye ord



## 10. SÆRE LYDE

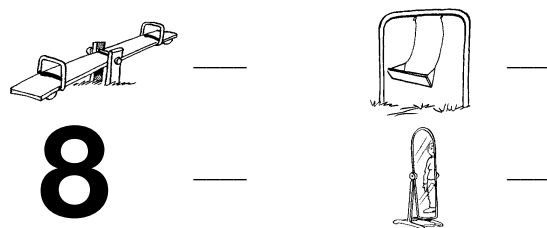
**a.**

Skriv de konsonanter, der mangler



**b.**

Hvordan skrives 1. vokal?



Sæt den rigtige endelse på

1. Hvad har du lavet \_\_\_ i skol \_\_\_ i dag?
2. Skab \_\_\_ pass \_\_\_ ikke til værels \_\_\_.

Dato \_\_\_\_\_